



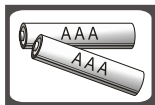
**Wide Platform
Glass Digital Scale**
Instructions for use



Features / Specifications

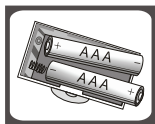
- Tempered glass weighing platform
- Capacity: 180 kg / 400 lb
- Accuracy: 50 g / 0.1 lb
- Auto on
- Low batteries and overload indicators
- Requires 2 AAA batteries (included)
- Platform dimensions: 13.7" x 11.4" x 0.8" / 35 cm x 29 cm x 2.1 cm
- Screen dimensions: 2.9" x 1.5" / 74 mm x 40 mm

Batteries



Requires 2 AAA batteries (included).

To replace batteries



- 1 Open battery case cover on the back of scale.
- 2 Take out the used batteries.
- 3 Install new batteries by putting one side of the battery then pressing down the other side. Please take note to the polarity.

- Do not dispose of batteries in fire. Batteries may explode or leak.
- Do not mix old and new batteries.
- Do not mix alkaline, standard (carbonzinc), or rechargeable batteries.
- Please dispose the batteries according to local municipal regulations.

Operation



Step 1

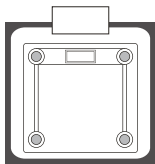
Put the scale on a hard and flat surface. Avoid carpet or soft surfaces.



Step 2

Gently step on the scale, then the scale will automatically turn on. Stand evenly on the scale without moving and wait until your weight shown on display is stable and locked.

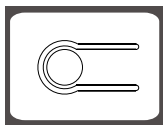
Automatic shut off



When you step off the scale, it will automatically shut off. Auto shut-off occurs if display shows the same weight reading for approximately 8 seconds.

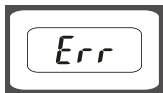
To convert weight unit

Scale has an automatic conversion feature which allows you to weigh units in metric (kg) and imperial (lb).



Behind scale, you will find the unit conversion button. Press this button when scale is power on to convert weight unit.

Overload indication



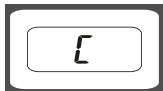
Maximum weight capacity is 180 kg / 400 lb.
Scale overload.
Please step off to avoid damage.

Low battery indication



Battery power is low.
Please install new batteries.

Re-test



Display “L” when you step off the scale, means there was an error in the weigh reading. Please re-test.

Advise for use & care

1. To get an accurate weighing reading, please:
 - always weight yourself naked, no clothes, no shoes.
 - always weight yourself at the same time of the day.
 - avoid weighing yourself after a physical activity.
2. The glass platform will be slippery if it is wet.
3. Keep standing still during the course of weighing.
4. DO NOT strike, shock or drop the scale.
5. Treat the scale with care as it is a precise instrument.
6. Clean the scale with a damp cloth and avoid water getting inside the scale.
7. DO NOT use chemical or abrasive cleaning agents.
8. Keep the scale in a cool place with dry air.
9. Always keep your scale in a horizontal position.
10. If the scale does not turn on, check whether the batteries are installed or battery power is low. Replace the batteries.
11. If there is an error message on the display or if the scale does not turn off, remove the batteries for about 3 seconds, then install them again. If you cannot resolve the problem, please contact your dealer for consultation.
12. Not for commercial use.



www.facebook.com/starfrit

BFT

PRINTED IN CHINA FOR:
BFT IMPORT AND DISTRIBUTION INC.
LONGUEUIL (QUÉBEC) J4G 1V6